

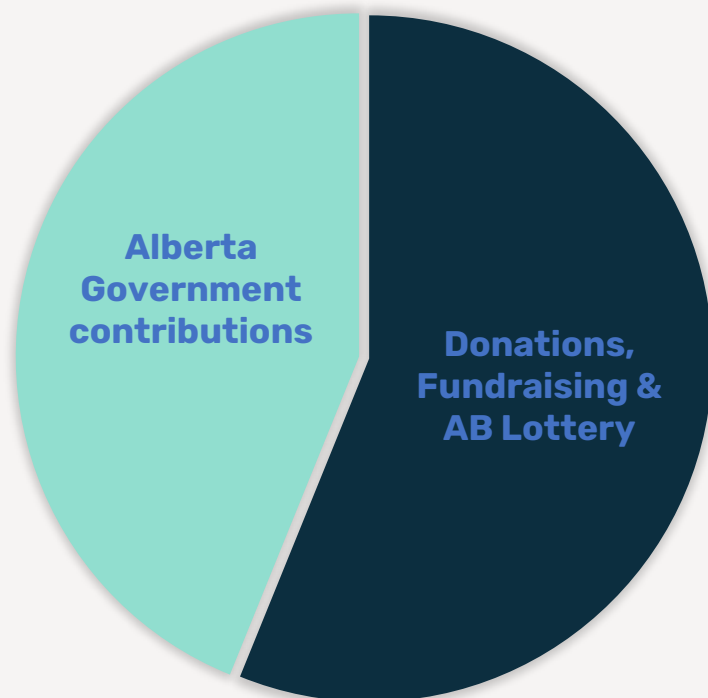
A paramedic wearing a white helmet with an MSA logo, a white face mask, and blue gloves is attending to a patient in the back of an ambulance. The patient is lying down, and medical equipment, including a monitor displaying vital signs, is visible. A large red diagonal stripe runs across the image from the top left to the bottom right.

# CRITICAL CARE, ANYWHERE

The best hope, in a worst-case scenario.

 **STARS<sup>®</sup>**

## STARS ALBERTA, FY24-25



**Direct Operating Costs**  
**\$34.2** million  
(\$11.4M per base)

**Government Contribution**  
**\$15** million

Donations, Fundraising & Lotteries are needed to cover **56%**  
of direct operational costs in Alberta

**ab.starslottery.ca - Net lottery funds pay for one base in Alberta**





# 2023/24 YEAR IN REVIEW



## STARS EMERGENCY LINK CENTRE

**37,365**

EMERGENCY REQUESTS HANDLED



## MISSIONS

**3,927**

YEARLY MISSIONS



## FUNDING

**\$11.4M**

APPROXIMATE ANNUAL  
COST PER BASE



## INCIDENT TYPES

STARS RESPONDS TO A VARIETY OF CRITICAL CARE CALLS

- CARDIAC **18.05%**
- ENVIRONMENTAL **0.30%**
- NEUROLOGICAL **12.48%**
- OBSTETRICAL **1.42%**
- PULMONARY **12.64%**
- VEHICLE INCIDENT **18.38%**
- OTHER MEDICAL **19.20%**
- OTHER TRAUMA **17.38%**

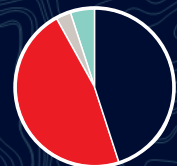
**102**

AVERAGE EMERGENCY  
REQUESTS A DAY



**1,720** **1,025** **1,182\***  
AB/BC SK MB

MISSIONS BY PROVINCE



- NET FUNDRAISING
- GOVERNMENT CONTRIBUTIONS\*
- INDUSTRY SERVICES
- OTHER

\* cash received in year

STARS FUNDING SOURCES

**37,345**

ANNUAL DONORS

**60K+**

MISSIONS TO DATE SINCE 1985

**11**

AVERAGE DAILY MISSIONS

\* includes fixed-wing missions

## ESSENTIAL SERVICES FOR ALL, RURAL

### Newly added! 10 rural & 16 urban municipalities

- 94% Alberta municipalities in partnership
- Includes P.R.R.D. northeastern B.C.
- 75% Regional Leaders

### Partnership ensures robust health & safety network

#### (9) PROVINCIAL LEADERS

- Fixed Rate / Standing Motion
- Included in protective services budget
- Logo recognition on STARS H145

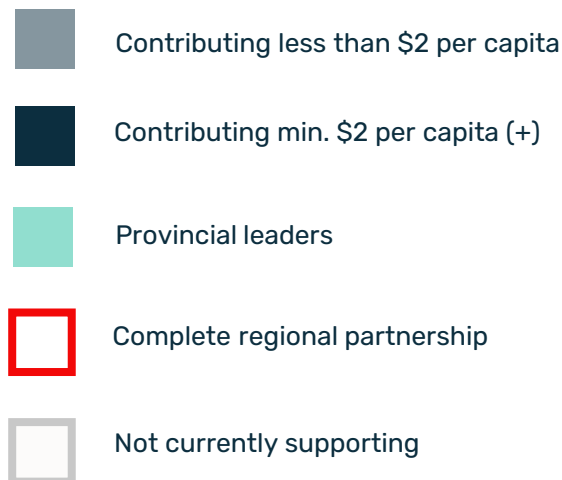
**2024 Welcome Birch Hills County**

#### REGIONAL LEADERS

Building partnerships within.  
Based on minimum \$2 - \$90 per capita

#### PEACE RIVER REGIONAL DISTRICT, BC

Hudson's Hope, BC  
City of Fort St. John, BC  
Taylor, BC  
City of Dawson Creek, BC  
Pouce Coupe, BC  
Chetwynd, BC  
Tumbler Ridge, BC



PARKLAND COUNTY STARS 15-YEAR MISSION REPORT	2010	2011	2012	2013	2014	2015	2016	2017	2018	2019	2020	2021	2022	2023	2024	TOTAL
NEAR CALAHOO*										1		1				2
NEAR CARVEL	2		1	1			2				4	4	2	1	1	18
NEAR DEVON*										1	1		1			3
NEAR DUFFIELD	3	6	3	8	5	4	1			3	2	3	1	4	1	44
ENOCH CREE NATION*	3		1		3	1			1					2	1	12
NEAR ENTWISTLE		1	2	2	2		1		2	1	1	3	2	1		18
NEAR FALLIS										1				2	3	6
NEAR HOREN					1											1
NEAR KAPASIWIN*		1		1						1	1	2	1	1	3	11
NEAR KEEPHILLS	1					1	1		1			2	1	1		8
PAULS FIRST NATION*									2	2	2		1	1		8
NEAR SEBA BEACH*	1		5	2	2		1	4	3	1	2	3		1	1	26
NEAR SPRING LAKE*	2				1	1	1		1	1	1	2	2	3		15
NEAR SPRUCE GROVE*	4	6	4	3		4	6	2			1		1	2	1	34
NEAR STONY PLAIN* + SAR	17	12	11	7	7	6	13	5	6	3	1	4	4	4	4	104
NEAR THORSBY*										1						1
NEAR TOMAHAWK		2		3	3	1	1		1						1	12
NEAR WABAMUN	2	4	3	6	1	2	4	5			5	3	4	1		40
TOTAL	35	32	30	33	25	20	31	16	17	16	21	27	20	24	16	363

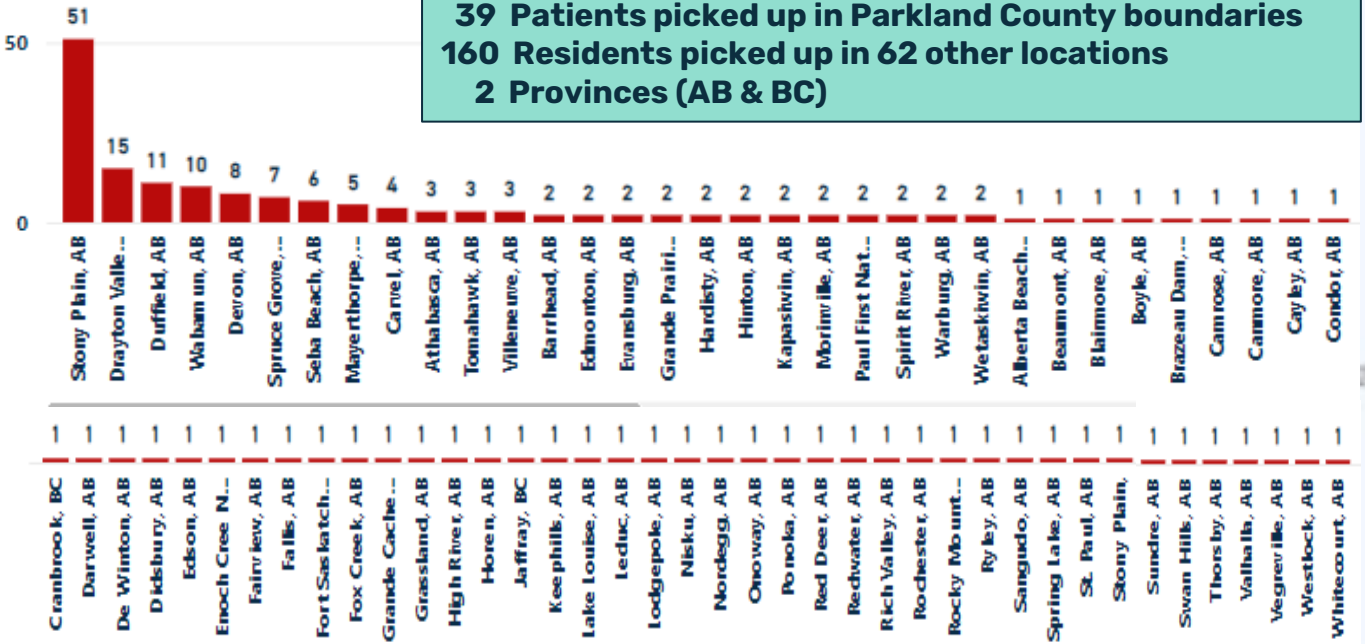
\* Scene calls and search & rescue (SAR) coded to nearest community - Actual mission location used to identify each occurrence within Parkland County boundaries



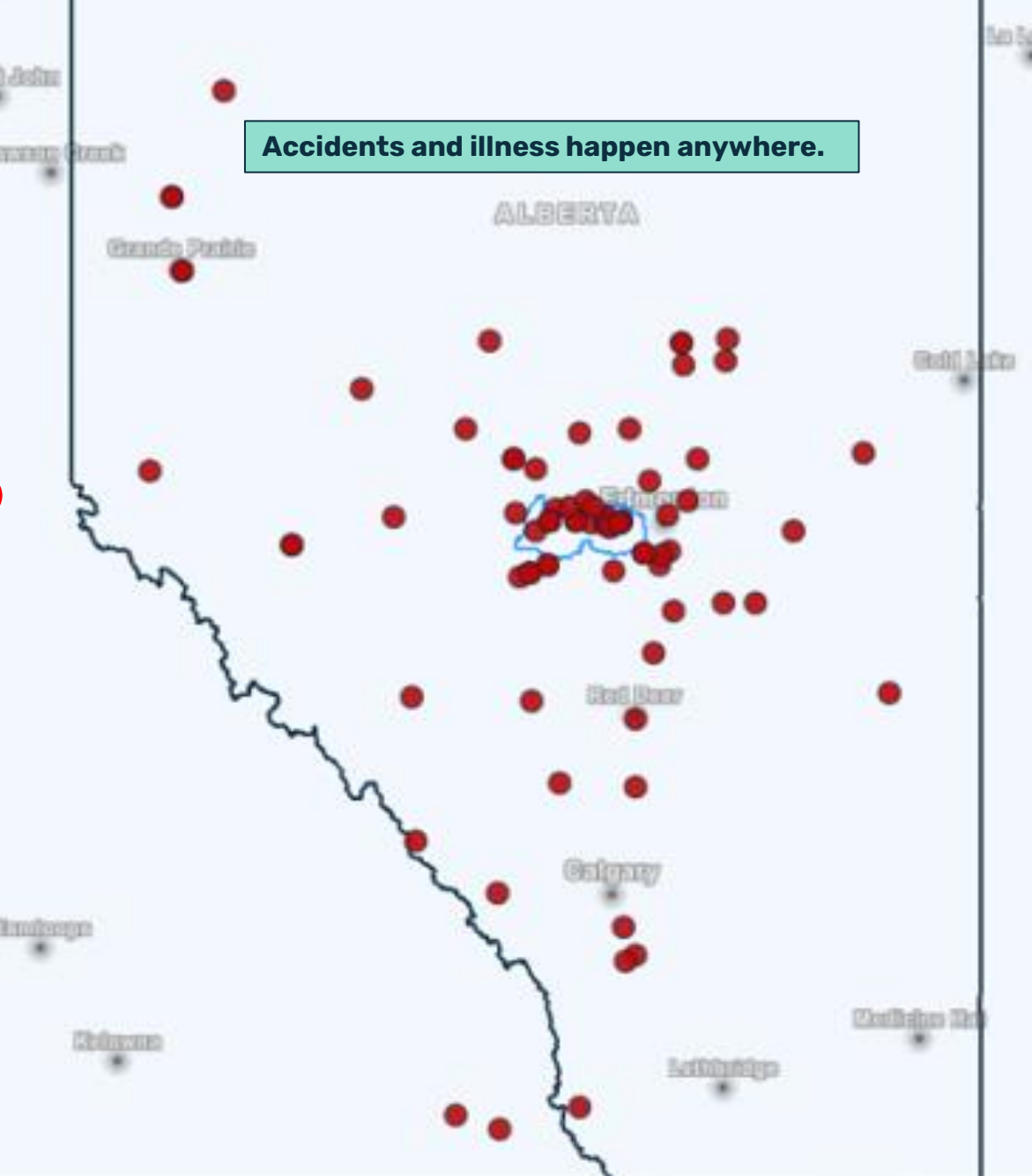
Within Parkland County Boundaries - Patients Flown by STARS (2010-Present)

Resident Community	5 Yrs Ago	4 Yrs Ago	3 Yrs Ago	2 Yrs Ago	Last Year	5 Year Total	Total Since 2010
Duffield	2	2	3	0	1	8	28
Entwistle	1	0	0	1	1	3	10
Spruce Grove	4	1	3	4	1	13	67
Stony Plain	4	1	2	0	1	8	56
Wabamun	0	1	0	1	1	3	6
Carvel	0	0	0	0	0	0	10
Fallis	1	0	0	0	0	1	2
Kapasiwin	0	0	0	0	0	0	1
Seba Beach	0	0	0	0	0	0	5
Spring Lake	0	0	0	0	0	0	1
Tomahawk	0	0	0	0	0	0	13
Total	12	5	8	6	5	36	199

Count by Pickup Location



Locations where Parkland County Residents Travelled and Needed STARS



# STARS IS BORDERLESS

## 6 BASES ACROSS WESTERN CANADA

- Average 11 MISSIONS PER DAY
- AIR MEDICAL CREW (AMC) CROSS-TRAINED
- ALL CREW AND ASSETS CROSS BORDERS

Mission Count	STARS Base	Mission Type	Description	Disposition
1	Calgary	IFT	Medical	PT TRANSPORTED - STARS
2	Calgary	Scene	Near Drowning / Trauma	PT TRANSPORTED - STARS
3	Calgary	IFT	NICU	PT TRANSPORTED BY GROUND WITH SPECIALTY TEAM
4	Calgary	IFT	COPD / Respiratory	PT TRANSPORTED - STARS
5	Edmonton	Scene	Cardiac	PT TRANSPORTED - STARS
6	Edmonton	Scene	Rollover	NMR MISSION CANCELLED - NO TRANSPORT
7	Edmonton	Scene	Workshop Explosion	MISSION CANCELLED - ALTERNATE TRANSPORT
8	Edmonton	Scene	GSW	PT TRANSPORTED - STARS
9	Grande Prairie	Scene	Stroke	PT TRANSPORTED - STARS
10	Grande Prairie	IFT	MVC	PT TRANSPORTED BY GROUND WITH STARS AMC
11	Grande Prairie	IFT	Motorcycle vs Deer	PT TRANSPORTED - STARS
12	Regina	IFT	Decreased LOC	PT TRANSPORTED - STARS
13	Regina	IFT	Pneumonia	PT TRANSPORTED - STARS
14	Saskatoon	Scene	Motocross Accident	PT TRANSPORTED - STARS
15	Saskatoon	IFT	Sepsis	PT TRANSPORTED - STARS
16	Winnipeg	Scene	MVC Polytrauma	PT TRANSPORTED - STARS
17	Winnipeg	IFT	Perforated Bowel	PT TRANSPORTED - STARS
18	Winnipeg	Scene	Seizures	PT TRANSPORTED - STARS



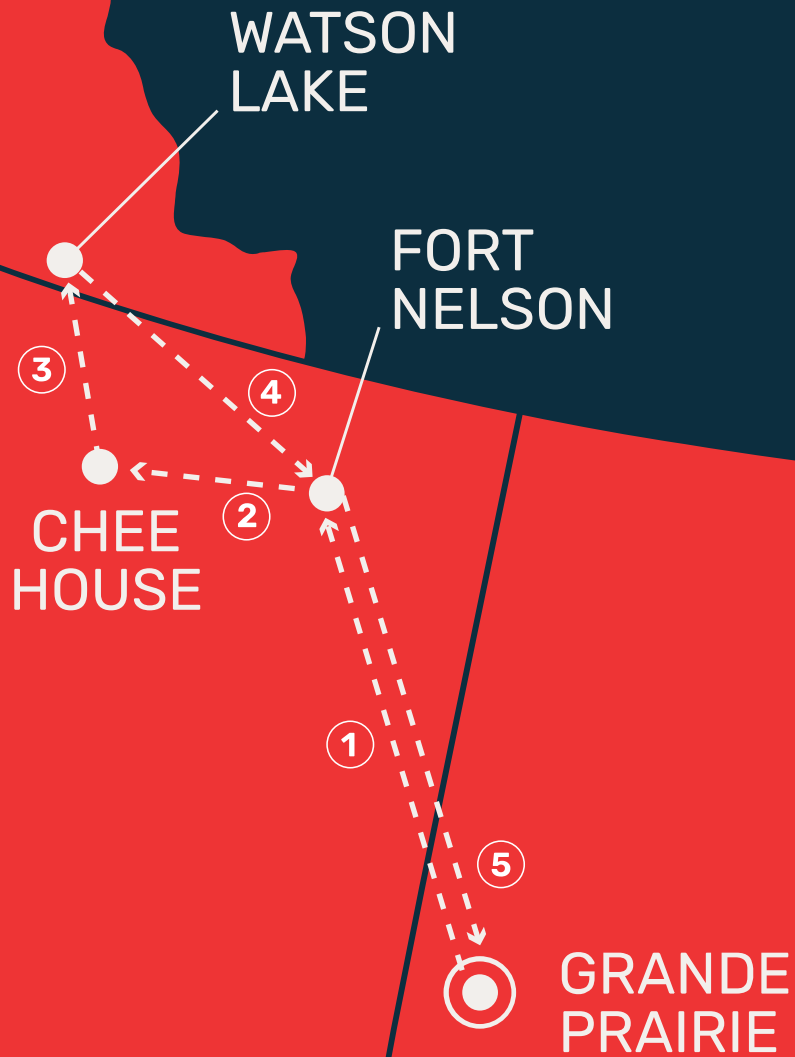
# NEW MEDICATION HEMORRHAGE CONTROL

---

STARS has bolstered its medical toolkit with an innovative new blood product to help form blood clots and assist with hemorrhage control.

- Increase to 4 units of blood onboard
- Utilized in severe trauma cases
- Patients requiring more than two units of blood
- Fibrinogen promotes blood clots to form





## OUR LONGEST MISSION

While hunting in the rugged mountains of northern B.C., Doug MacTavish suffered a major heart attack. Providing critical care to this patient in need resulted in our longest mission to date.

**2,408** LITRES OF FUEL

**1,763** KILOMETRES

**8.2** HOURS OF FLIGHT

**5.3** HOURS WITH PATIENT

---

**1 LIFE SAVED**

# PARKLAND COUNTY

## LIFESAVING PARTNERS

**\$25,000 Fixed Rate**  
(0.77 per capita based on 2021 POP. 32,205)

**2024, 2025**

## Regional Leader Graduated Plan (based on 2021 POP. 32,205)

**\$36,000 / 2025**  
(\$1.11 per capita)

**\$45,000 / 2026**  
(\$1.40 per capita)

**\$55,000 / 2027**  
(\$1.70 per capita)

**\$65,000 / 2028**  
(\$2 per capita)  
**REGIONAL LEADER**

## BENEFITS

- Parkland County avg. 24 missions per year / 100% scene calls
- STARS provides physical and virtual response
- Together, we enhance rural healthcare
- Residents access STARS 24/7 across Western Canada
- No cost to the patient.

**A LIFE IS SAVED EVERY DAY. YOUR PARTNERSHIP MAKES IT POSSIBLE.**

