


2022 Budget



TransAlta
Tri Leisure Centre

2022 Budget Overview

- ∞ **TLC PEAK Priorities**
- ∞ **2022 Key Objectives**
- ∞ **Detailed Budget**
 - ∞ **Revenues**
 - ∞ **Expenses**
- ∞ **Cost Recovery**
- ∞ **Capital and Infrastructure**
- ∞ **Breakdown of Municipal Contribution**
 - ∞ **Operating**
 - ∞ **Capital**
 - ∞ **Infrastructure**
- ∞ **Summary**



PEAK PRIORITIES

Personnel

Engaging Stakeholders

Asset Management

Key Service Levels

2022 Objectives



Employee Engagement, Safety, Development and Recognition

- COR Certification
- Internal Staff Satisfaction Survey
- Develop internal customer experience training



Customer Experience & Stakeholder Engagement

- Expand and enhance customer experience with upgraded software
 - Preschool Room upgrades



Building Enhancements & Upgrades

- Evaporative Condenser and Cooling Tower
- Fitness equipment lifecycle replacements
 - Locker Retrofit – Phase 1
 - Pool Anti-Entrapment Retrofit

Operating Overview

- Revenues - **\$5,226,997**
- Operating Expense (less depreciation) - **\$7,222,534**

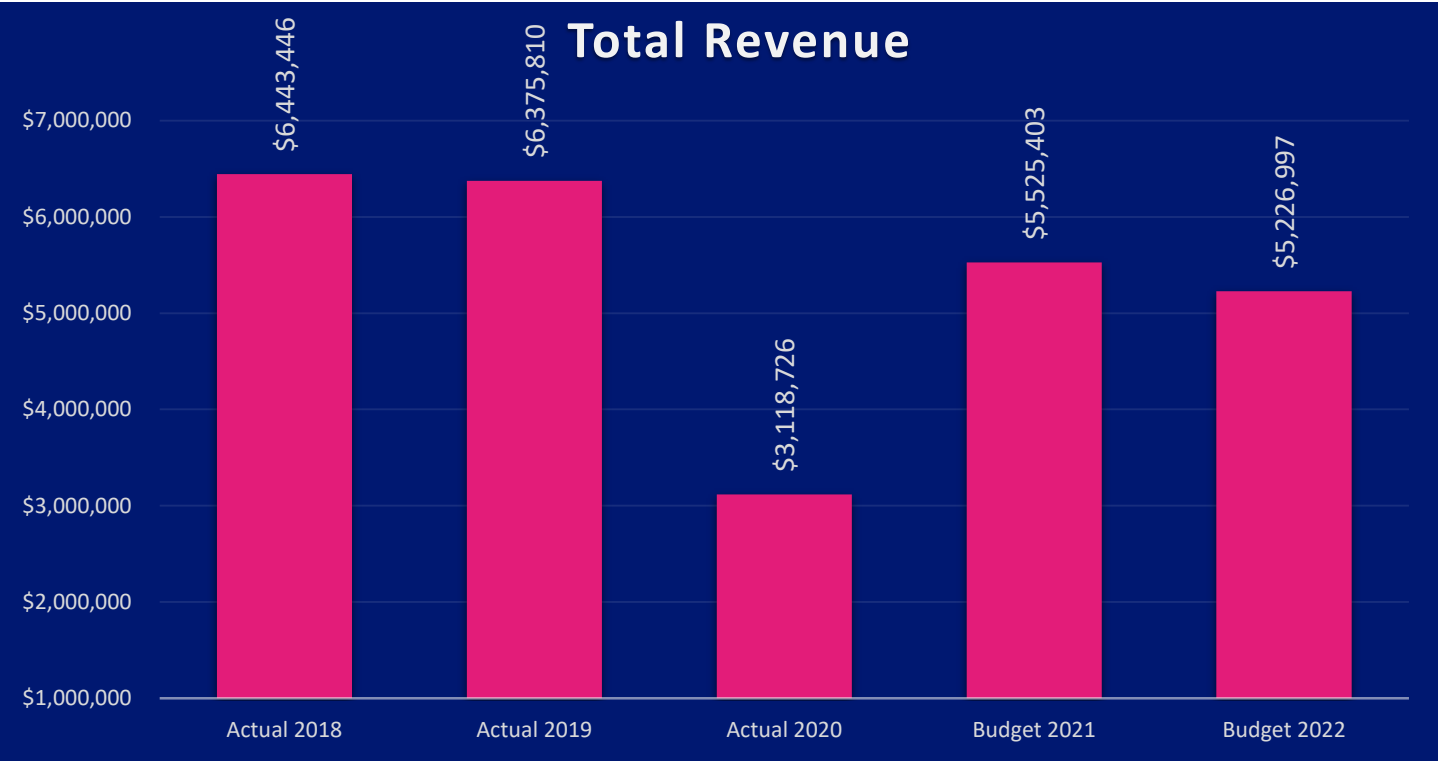
Operational Cost Recovery – 72.37%

2022 Revenues

Earned Revenues	Approved 2021 Budget	Draft 2022 Budget
Memberships, Passes and Admissions	2,533,000	2,302,849
Programs and Services	1,016,715	1,079,760
Facility Rentals and Events	1,101,300	996,800
Administration (miscellaneous)	874,388	847,588
Total Revenues (excluding municipal operating contribution)	5,525,403	5,226,997




2022 Revenues

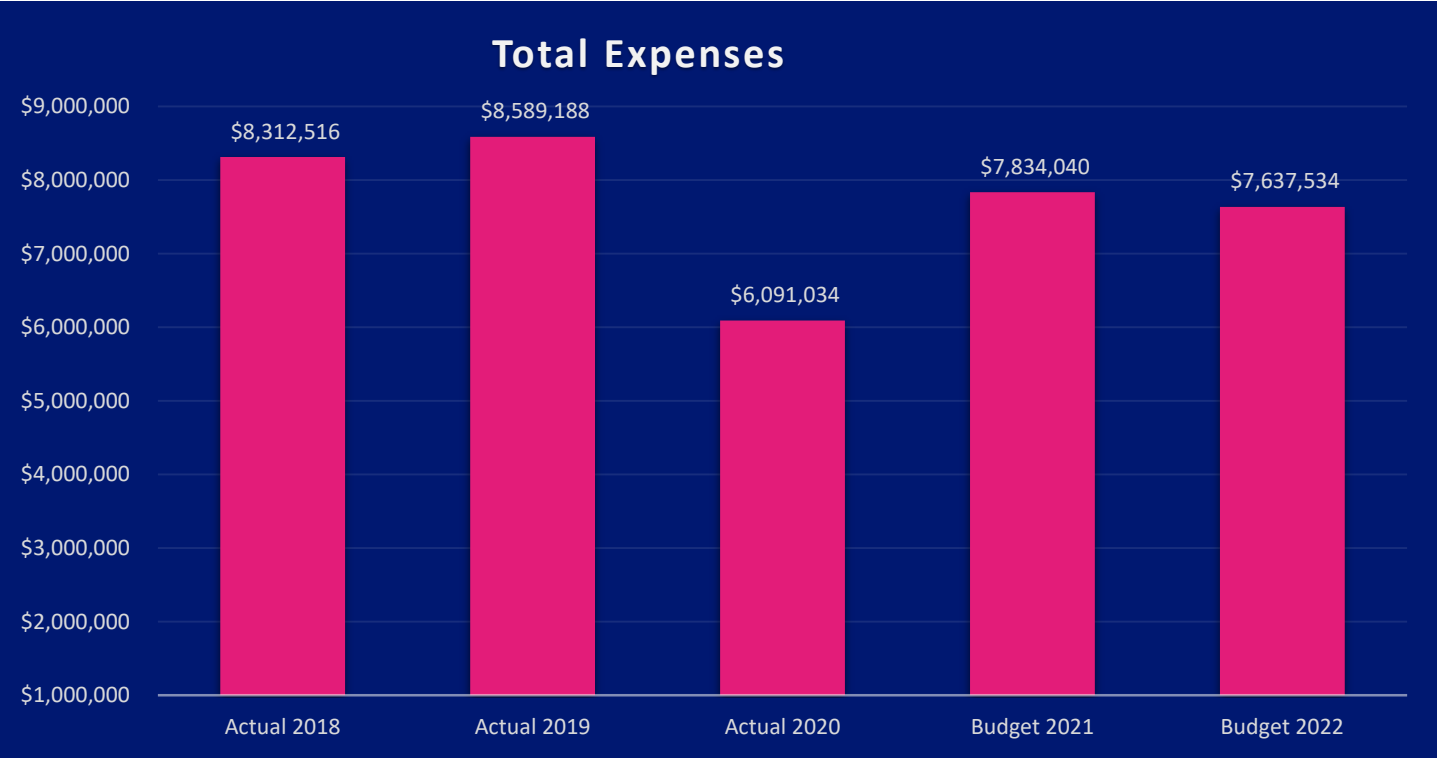


2022 Expenses (Including Depreciation)

Expenses	Approved 2021 Budget	Draft 2022 Budget
Salaries and Benefits	3,935,575	4,034,265
Materials, Goods, Supplies (Inc. Depreciation)	2,936,465	2,641,269
Utilities	962,000	962,000
Total Expenses	7,834,040	7,637,534



2021 Expenses



Cost Recovery

2022 – 72.37%

YEAR	BUDGETED COST RECOVERY	ACTUAL COST RECOVERY
2018	80.65%	81.18%
2019	78.73%	77.95%
2020	77.87%	54.51%
2021	74.48%	
2022	72.37%	



Capital Budget Funding Request

Prior years carry forward = \$93,184

2022 Request = \$0

- **Ride-on Lawn Mower**
- **Annual Fitness Equipment Replacement**

Infrastructure Funding Request

Restricted Surplus = \$364,875

2022 Request = \$364,875


- **Evaporative Condenser and Cooling Tower**
 - **Air Handling Unit Replacement**
- **Heat Exchanger, Refrigerant Compressors and Pumps**
 - **Locker Retrofit – Phase 1**
 - **Preschool Program Space Upgrades**
 - **Pool Anti-Entrapment Retrofit**

Municipal Contribution	Approved Budget 2021	Draft Budget 2022
Operating	1,893,636	1,995,537
Capital/lifecycle	227,652	0
Infrastructure	20,000	364,875
Total Municipal Contribution	2,141,288	2,360,412



Draft 2022 Budget Summary

- ∞ Overall revenues have decreased by 5.4%
- ∞ Overall expenses have decreased by 2.51%
- ∞ Municipal operating contribution increased by 5.3%
- ∞ Operating cost recovery of 72.34%
- ∞ Residual impacts of COVID-19 heading into 2022 are being budgeted for conservatively
- ∞ Return to more typical self-generated revenue levels anticipated in 2023



Thank You!

trileisure.com



TransAlta
Tri Leisure Centre